

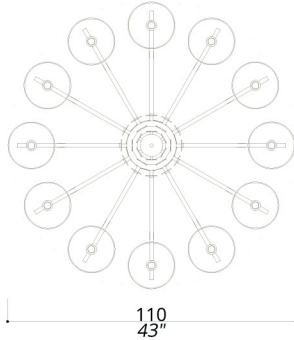
711-BB-11

CHANDELIER

PLAIN & HAMMERED PLATES CENTRAL DESIGN. 50 CENTIMETRES OF CHAIN INCLUDED.

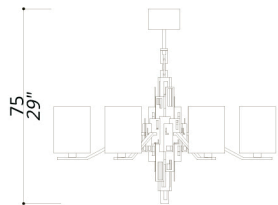
12 LIGHTS
TYPE E14

STRUCTURE IN F_13 (BURNISHED BRASS FINISH); CONNECTION BOX IN F_10 (NATURAL BRASS). DETAILS IN F_13, F_12 (BRUSHED & BURNISHED BRASS) AND F_10. SHADES IN TS_11 (ALABASTER TAFFETA).



711-NN-07

STRUCTURE IN F_41 (POLISHED BLACK NICKEL); CONNECTION BOX IN F_31 (POLISHED NICKEL FINISH). DETAILS IN F_41, F_33 (SATIN NICKEL FINISH) AND F_31. SHADES IN TS_07 (PINK TAFFETA).



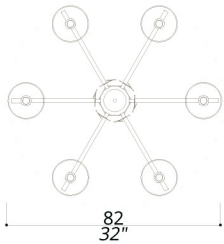
712-BB-11

CHANDELIER

PLAIN & HAMMERED PLATES CENTRAL DESIGN. 50 CENTIMETRES OF CHAIN INCLUDED.

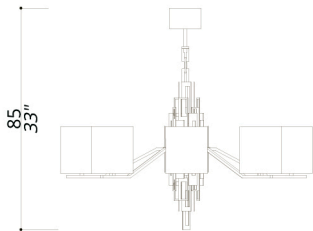
6 LIGHTS
TYPE E14

STRUCTURE IN F_13 (BURNISHED BRASS FINISH); CONNECTION BOX IN F_10 (NATURAL BRASS). DETAILS IN F_13, F_12 (BRUSHED & BURNISHED BRASS) AND F_10. SHADES IN TS_11 (ALABASTER TAFFETA).



712-NN-07

STRUCTURE IN F_41 (POLISHED BLACK NICKEL); CONNECTION BOX IN F_31 (POLISHED NICKEL FINISH). DETAILS IN F_41, F_33 (SATIN NICKEL FINISH) AND F_31. SHADES IN TS_07 (PINK TAFFETA).



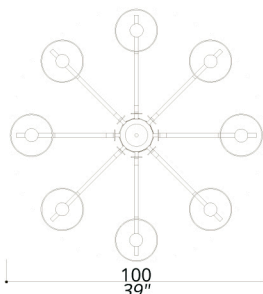
713-BB-11

CHANDELIER

PLAIN & HAMMERED PLATES CENTRAL DESIGN. 50 CENTIMETRES OF CHAIN INCLUDED.

8 LIGHTS
TYPE E14

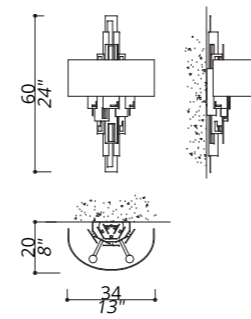
STRUCTURE IN F_13 (BURNISHED BRASS FINISH); CONNECTION BOX IN F_10 (NATURAL BRASS). DETAILS IN F_13, F_12 (BRUSHED & BURNISHED BRASS) AND F_10. SHADES IN TS_11 (ALABASTER TAFFETA).



713-NN-07

STRUCTURE IN F_41 (POLISHED BLACK NICKEL); CONNECTION BOX IN F_31 (POLISHED NICKEL FINISH). DETAILS IN F_41, F_33 (SATIN NICKEL FINISH) AND F_31. SHADES IN TS_07 (PINK TAFFETA).

	<p>756-BB-11</p>	<p>PENDANT</p>	<p>PLAIN & HAMMERED PLATES CENTRAL DESIGN. 50 CENTIMETRES OF CHAIN INCLUDED.</p> <p>STRUCTURE IN F_13 (BURNISHED BRASS FINISH); CONNECTION BOX IN F_10 (NATURAL BRASS). DETAILS IN F_13, F_12 (BRUSHED&BURNISHED BRASS) AND F_10. SHADE IN TS_11 (ALABASTER TAFFETA).</p>	<p>6 LIGHTS TYPE E14</p>
	<p>756-NK-33</p>		<p>STRUCTURE IN L_56 (BLACK FINISH); DETAILS IN L_56, F_33 (SATIN NICKEL) AND F_31 (POLISHED NICKEL). CONNECTION BOX IN F_31. SHADE IN TS_33 (PINK TAFFETA).</p>	
	<p>757-BB-11</p>	<p>PENDANT</p>	<p>PLAIN & HAMMERED PLATES CENTRAL DESIGN. 50 CENTIMETRES OF CHAIN INCLUDED.</p> <p>STRUCTURE IN F_12 (BRUSHED&BURNISHED BRASS); CONNECTION BOX AND DETAILS IN F_10 (NATURAL BRASS). SHADE IN TS_11 (ALABASTER TAFFETA).</p>	<p>6 LIGHTS TYPE E14</p>
	<p>757-NK-33</p>		<p>STRUCTURE IN L_56 (BLACK FINISH); DETAILS IN L_56, F_33 (SATIN NICKEL) AND F_31 (POLISHED NICKEL). CONNECTION BOX IN F_31. SHADE IN TS_33 (PINK TAFFETA).</p>	
	<p>750-BB</p>	<p>PENDANT</p>	<p>PLAIN & HAMMERED PLATES DESIGN. 50 CENTIMETRES OF STEEL WIRE INCLUDED.</p> <p>STRUCTURE AND CONNECTION BOX IN F_13 (BURNISHED BRASS FINISH); DETAILS IN F_12 (BRUSHED&BURNISHED BRASS) AND F_10 (NATURAL BRASS). LIGHT DIFFUSER DISC IN SATINED LEXAN.</p>	<p>6 LIGHTS TYPE E27</p>
	<p>750-NJ</p>		<p>STRUCTURE AND CONNECTION BOX IN L_55 (BEIGE FINISH); DETAILS IN L_55, F_33 (SATIN NICKEL) AND F_31 (POLISHED NICKEL). LIGHT DIFFUSER DISC IN SATINED LEXAN.</p>	
	<p>751-BB</p>	<p>CEILING LAMP</p>	<p>PLAIN & HAMMERED PLATES DESIGN.</p> <p>STRUCTURE AND CONNECTION BOX IN F_13 (BURNISHED BRASS FINISH); DETAILS IN F_12 (BRUSHED&BURNISHED BRASS) AND F_10 (NATURAL BRASS). LIGHT DIFFUSER DISC IN SATINED LEXAN.</p>	<p>6 LIGHTS TYPE E27</p>
	<p>751-NJ</p>		<p>STRUCTURE AND CONNECTION BOX IN L_55 (BEIGE FINISH); DETAILS IN L_55, F_33 (SATIN NICKEL) AND F_31 (POLISHED NICKEL). LIGHT DIFFUSER DISC IN SATINED LEXAN.</p>	



721-BB-11

WALL LAMP

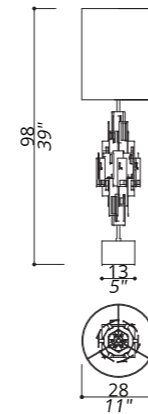
PLAIN & HAMMERED PLATES CENTRAL DESIGN.

2 LIGHTS
TYPE E14

STRUCTURE AND CONNECTION BOX IN F_10 (NATURAL BRASS). DETAILS IN F_12 (BRUSHED&BURNISHED BRASS) AND F_10. SHADE IN TS_11 (ALABASTER TAFFETA).

721-NN-33

STRUCTURE AND CONNECTION BOX IN F_33 (SATIN NICKEL FINISH). DETAILS IN F_33 AND F_31 (POLISHED NICKEL FINISH). SHADE IN TS_33 (PINK TAFFETA).



731-BB-11

TABLE LAMP

PLAIN & HAMMERED PLATES CENTRAL DESIGN.

1 LIGHT
TYPE E27

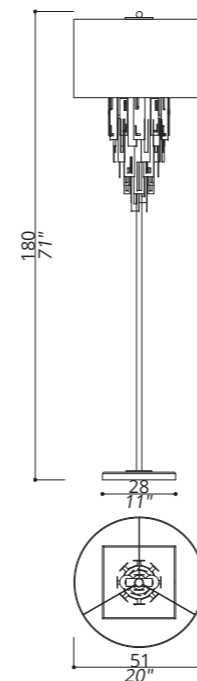
STRUCTURE IN F_10 (NATURAL BRASS); DETAILS IN F_12 (BRUSHED&BURNISHED BRASS) AND F_10. CALACATTA MARBLE BASE. SHADE IN TS_11 (ALABASTER TAFFETA).

731-BB-26

STRUCTURE IN F_10 (NATURAL BRASS); DETAILS IN F_12 (BRUSHED&BURNISHED BRASS) AND F_10. PORTORO MARBLE BASE. SHADE IN TS_26 (THICK CHESTNUT SATIN).

731-NK-33

STRUCTURE IN L_56 (BLACK FINISH); DETAILS IN L_56, F_33 (SATIN NICKEL FINISH) AND F_31 (POLISHED NICKEL FINISH). MARQUINIA MARBLE BASE. SHADE IN TS_33 (PINK TAFFETA).



741-BB-11

FLOOR LAMP

PLAIN & HAMMERED PLATES CENTRAL DESIGN.

2 LIGHTS
TYPE E27

STRUCTURE IN F_10 (NATURAL BRASS); DETAILS IN F_12 (BRUSHED&BURNISHED BRASS) AND F_10. PORTORO MARBLE BASE. SHADE IN TS_11 (ALABASTER TAFFETA).